



LIONS PARK
ELEMENTARY SCHOOL
MOUNT PROSPECT SCHOOL DISTRICT 57

LIONS PARK PTO

PARENTS, TEACHERS AND COMMUNITY MEMBERS



LETTER FROM THE PTO CO-PRESIDENTS

Dear Lions Park families,

We are excited for the second half of the 2019-2020 school year and kicking things off with a fun event for all of Lions Park families, **Shaking up the Snow Globe!** It is a free admission that will include a live DJ, raffles, food and a candy spin wheel (you can purchase). It will be in the Lions Park school with the activities shared between the gym and the multi-purpose room. The event is from 6-8pm and we look forward to seeing you there! Volunteers are needed (<https://signup.com/go/SFVqMyP>), please sign up to help.

As a reminder, when ordering Special Lunch at www.lionsparkpto.com, please make sure you receive a confirmation. If you do not receive a confirmation via-email, your order was incomplete, and your child's special lunch order will not be placed. If you have any questions/concerns, email us a lpspeciallunch@gmail.com.

If you have any questions please join us at the PTO meeting, February 3, or email us at lionsparkpto@gmail.com.

PTO board members:

- Co-presidents: Donna Dietrich and Molly Wintermute
- Co-vice presidents: Jackie Foley and Mariya Thomas
- Treasurer: Becky Lyne
- Secretary: Liz Fischer

Sincerely,

Donna Dietrich and Molly Wintermute
Lions Park PTO Co-Presidents

Upcoming events to remember:

- **5th grade only:** YMCA open gym: Saturday, January 25 from 6:30-9:30pm
- Shaking Up the Snow Globe: Friday, January 31 from 6:00-8:00 pm
- PTO Meeting: February 3 at 7pm



LIONS PARK
ELEMENTARY SCHOOL
MOUNT PROSPECT SCHOOL DISTRICT 57



LIONS PARK PTO

PARENTS, TEACHERS AND COMMUNITY MEMBERS
SERVING THE STUDENTS OF LIONS PARK



Shaking up the Snow Globe

An event for Lions Park Families

(All children must be accompanied by an adult, dress attire is casual)

Friday January 31, 2020

Lions Park Gym

6:00-8:00 PM

Free Admission

Live DJ, Raffles, Candy Spin Wheel

Volunteers Needed Please Click on the following link to sign up

<https://signup.com/go/SFVqMyP>

(no account necessary to sign up)






LIONS PARK BOARD GAME CLUB

Calling all 4th and 5th graders!
Come out and play the games you
know and love! Learn new games!
Problem solve! Meet new classmates!

Every Wednesday
Feb. 5 - May 20
from 3:25 - 4:25

If more than 20 students would like
to join, there will be a lottery. You
will receive a confirmation email
letting you know if your child will
be participating in the club.


[Click here](#)
[to register](#)



Cost: \$25
paid to Lions
Park School



**FOR MORE INFORMATION, CONTACT MRS COTNER AT
847 394 7330 EXT 3112**




LIONS PARK PTO

PARENTS, TEACHERS AND COMMUNITY MEMBERS
 SERVING THE STUDENTS OF LIONS PARK

Allan Woodrow


Lions Park Elementary is delighted to welcome author Allan Woodrow on Wednesday, February 12th. Mr. Woodrow will discuss his books and talk with students about his career as an author.

To guarantee a personalized copy of any of these books, please return this order form with payment (cash or check payable to Lions Park PTO) by Monday, January 27th.




 The Curse of the Werepenguin, (Hardcover) ~~\$17.99~~ \$14.39

All orphan Bolt Wattle has ever wanted was to find his true family. When a mysterious baron in far-off Brugaria sends for Bolt, he wonders if he's getting closer to finding his long-lost parents. But Baron Chordata appears to be a twelve-year-old boy who wears tuxedos all the time, shouts at everyone, and forbids Bolt from asking questions. Things couldn't get any worse . . . until midnight, when the Baron bites Bolt and turns him into a half boy, half penguin. Then things really couldn't get worse-- nope, wait, they get a lot worse. With the help and hindrance of a plucky girl who just might be the world's greatest bandit, a whale cult led by a man whose weapon is a stale loaf of French bread, and a sinister but friendly fortune-teller who can't stop cackling, Bolt's on a quest to reverse the curse, return to human form, and stop the Baron from taking over the country of Brugaria with his army of mind-controlled penguins.




 Unschool'd, (Paperback) ~~\$7.99~~ \$6.39

This year's fifth graders are the worst Principal Klein has ever seen. But he's hoping that Spirit Week can teach them teamwork, with a top secret prize for the winning team as incentive. Best friends George and Lilly have been looking forward to Spirit Week all year. They might be complete opposites, but they can't wait to be on the winning team together. When their classes end up rivals, with Lilly leading Team Red and George leading Team Blue, the friends swear they can compete and remain best friends. But suddenly there are slimed lockers, sabotaged costumes, and class pets held hostage. As the pranks escalate, it threatens everything, including the prize. Because if Principal Klein finds out, Spirit Week will be cancelled and the students will spend the rest of the year in detention. Can George and Lilly find a way to fix their friendship and get the entire fifth grade to play fair, or is the most awesome week of fifth grade about to make this the worst school year ever?



 Class Dismissed, (Paperback) ~~\$6.99~~ \$5.59

Class 507 is the worst class Ms. Bryce has ever taught. And she would know -- she's been teaching forever. They are so terrible that when a science experiment goes disastrously wrong (again), Ms. Bryce has had it and quits in the middle of the lesson. But through a mix-up, the school office never finds out. Which means ... Class 507 is teacher-free! The class figures if they don't tell anyone, it'll be one big holiday. Kyle and his friends can play games all day. Samantha decides she'll read magazines and give everyone (much needed) fashion advice. Adam can doodle everywhere without getting in trouble. Eric will be able to write stories with no one bothering him. And Maggie ... well, as the smartest kid in the class she has an ambitious plan for this epic opportunity. But can Class 507 keep the principal, the rest of the students, and their parents from finding out ... or will the greatest school year ever turn into the worst disaster in school history?



_____ **The Pet War**, (Paperback) ~~\$7.99~~ \$6.39

Eleven-year-old Otto wants a dog. His twelve-year-old perfect sister, Lexi, wants a cat. Their mother, who works very long hours as a nurse, wants neither. Pets are expensive so who's going to pay for everything? And what happens to the pet when the siblings are at their dad's for the weekend? Otto has an idea. What if he got a job and earned enough money to pay for the dog? Then Lexi has to open her big mouth. She proposes that whichever sibling can raise enough money first will decide which pet they get. Oddly enough, their mom and dad agree. With Otto and Lexi each out to defeat the other, their business plans become more elaborate and involved. As the competition gets fiercer, the stakes get higher, and the battle lines have been drawn, so let the Pet War begin. . . .

Student Name: _____

Teacher Name: _____

Total Amount Due: \$ _____ **Cash** _____ **Check#** _____

Name for Personalization: _____

Books made available for purchase by **AB ANDERSON'S BOOKSHOPS**



5th Grade Art Club

Would you like to help make props and scenery for the 5th Grade Musical? Would you like to create extra art projects? If so, join Mrs. Merrill for Art Club!

Open to all 5th Graders (max: 20 students)

When?

Tuesdays
after school
3:25-4:25
January 21
through April 28

Where?

Lions Park
Art Room

Cost?

\$25

Please register your child by clicking [here](#)

The deadline for registration is
JANUARY 17 at 6pm.

In case there are over 20 students interested, there will be a lottery held. You will receive a confirmation email from Mrs. Merrill on January 18th with the results of the lottery.

Lions Park

Knots of Love

Join us for a fleece blanket making party inspired by and honoring Lions Park student Lauren Graver and benefitting pediatric patients at Advocate Children's Hospital Park Ridge.

Where: Prospect High School Cafeteria
Enter through Door 30

When: Friday, February 21, 2020 from 4:00-9 PM
Blankets must be started by 8 PM

What to Bring:

- 2 pieces of coordinating fleece (1.5 yards each)
- fabric scissors
- a ruler
- an adult chaperone if you are in elementary or middle school

See our **facebook** page at "Lions Park Knots of Love" or email Courtney Voss at lpknotsoflove@gmail.com with questions or for more details

2020 LEGO Club

The objective of this club is to give students opportunities to be creative while using LEGO's. Each week will have new themes so students can challenge themselves in different ways. This is a great way for students to make social connections with other classmates. There is a \$25.00 dollar fee for the club.

The weekly themes include:

1. Robots
2. Racers/Boats
3. Towns
4. Animals/Shapes
5. Space
6. Towers/Pyramids
7. Free Choice Week

The Lego club will meet Wednesdays and Thursdays in the Art room. The first meeting will be on Wednesday January 15th thru Thursday March 5th from 7:45 to 8:45. A lottery will be held on January 8th if interest exceeds available slots.

If interested, please complete the bottom portion and return it to the school office by January 7th along with the fee. Please make checks payable to Mt. Prospect District 57.

****Deadline extended to Monday, January 13th. Lottery will be held on Tuesday, January 14th. **** Students who responded by the original deadline were notified that they have been enrolled.

If you have any questions, contact me at rnielsen@d57.org

Name: _____

Teacher: _____

Email: _____ Telephone #: _____

At Home Instructions from the **Technology Dept.**

Table of Contents

[Chrome Browser Use](#)

[Student Google Account Example](#)

[Accessing Google Classroom](#)

[Accessing Google Drive](#)

[Accessing the Clever Portal from a home computer/device](#)

[Accessing IXL from a home computer/device](#)

[Fairview and Lions Instructions](#)

[Westbrook Instructions](#)

[Accessing IXL on an iPad/Tablet/Phone](#)

[Accessing Seesaw on a Computer at Home](#)

[Accessing Seesaw on an iPad/Tablet](#)

[Accessing Xtra Math](#)

[How to Videos](#) (including [Navigating Apps and Extensions](#), [Creating/Deleting/Organizing Bookmarks](#), [Google Docs Formatting](#), [Google Drive Settings](#) and more)

[Installing Google Read and Write at Home](#)

[Student Resource/Start Page](#)

[Troubleshooting Tips - General](#)

[1:1 Chromebooks \(i.e. devices that go home\)](#)

[Connecting a home printer](#)

[Connecting to home wi-fi](#)

[Using the Chromebook Offline](#)

[Troubleshoot Tips](#)

[Questions?](#)

Using the Chrome Browser

District 57 is a Chromebook environment. Chromebooks are Google-based products that run on Google Chrome. Your student is used to maneuvering through Chrome at school. If the student logs into Chrome with their D57 Google Login they are able to see their bookmarks, apps and extensions. If you are sharing a computer at home, you can add multiple users to keep your bookmarks, apps, and extensions separate.

To download the Chrome browser to your home computer follow this link:

<https://www.google.com/chrome/browser/>

The Chrome browser can be added to iPads/tablets and phones as well.

Example of a Student Google Account

A student's Google Account is their graduation year, their first name and their last initial. (There are a few exceptions; when there are repeats within a graduating class a 1 is added to the username to differentiate it.) Your student should know their username and password. The username and password follow them throughout their time in D57 schools.

In the example below: Joe S. will graduate from eighth grade in 2024. 24 is the graduation year plus his first name and last initial. The password is usually comprised of a four letter word plus four numbers as seen below.

Username: 24joes@students.d57.org

Password: like2974

Student Google Account Tip: When a student signs in on a home device with their D57 Google Account, allow syncing so that they see their bookmarks and settings.

Google Classroom

Google Classroom makes teaching more productive and meaningful by streamlining assignments, boosting collaboration, and fostering communication. Educators can create classes, distribute assignments, send feedback, and see everything in one place. Classroom also seamlessly integrates with other Google tools like Google Docs and Drive.


Access Google Classroom - Two ways

Student Resource Page


1. Go to the [Student Resource Page](#) for your students home school.
2. Select Google Classroom.
3. If your student is not already signed into Google Chrome or signed into a school provided 1:1 chromebook with their d57 username and login, it will prompt the student to sign in.
4. Once signed in, the Google Classroom opening page will display all the student's classrooms.

Waffle or Google Apps Icon



1. Select the Waffle  in the upper right hand corner of your drive.




2. Select the Google Classroom icon  Classroom . Scroll down to see the icon if necessary.
3. The Google Classroom opening page will display all the student's classrooms.

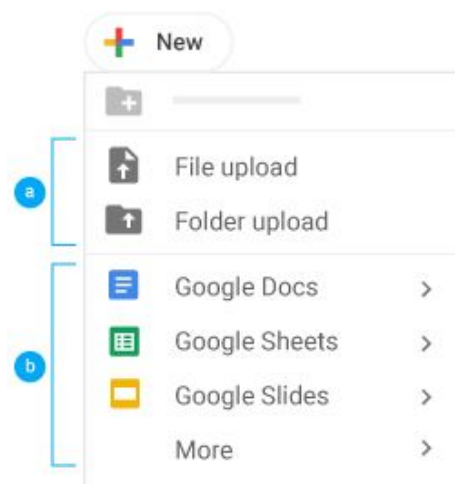
Google Drive

Google Drive allows students to store files, synchronize files across devices, and share files. Google Drive encompasses Google Docs, Sheets and Slides, a suite of applications that permits collaborative editing of documents, spreadsheets, presentations, drawings, and forms.

Go to drive.google.com on any web browser on any device to open Google Drive.

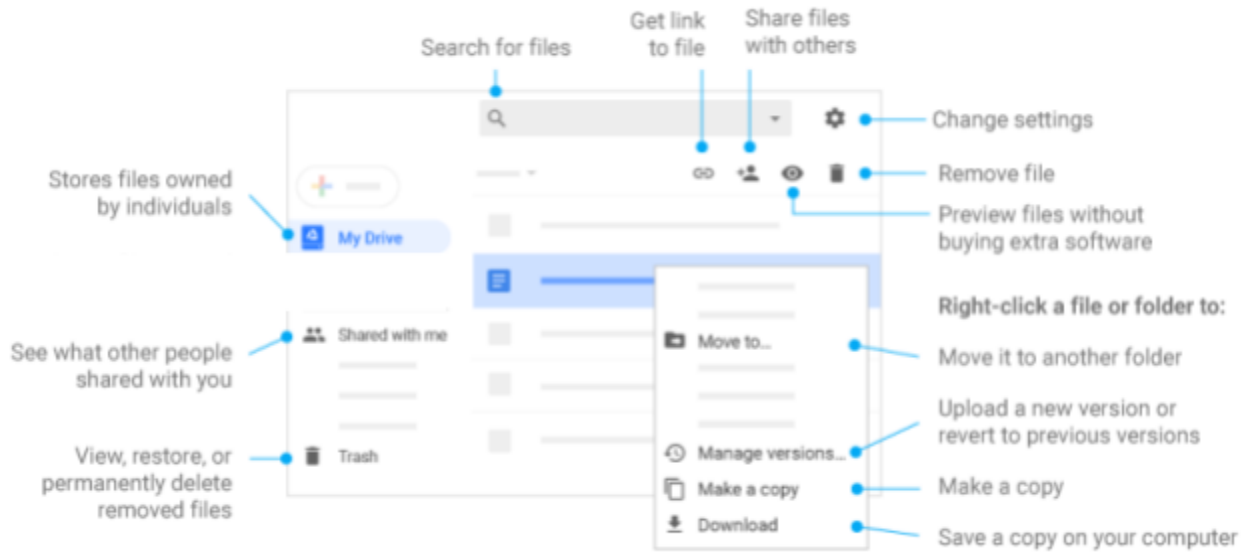
Note: To get the most out of the student log in the Chrome browser is most beneficial. See [Using the Chrome Browser](#).

1. Click  to...
 - a. Upload any file (such as files, Adobe® PDF files, and videos) or folder from your computer.
 - b. Create new documents right in your browser.



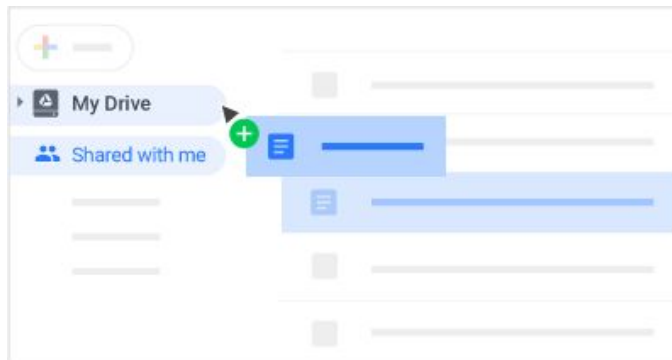
Editor	Description	Example Uses
<i>Google Docs</i>	Text documents	Reports, Essays, Stories
<i>Google Sheets</i>	Spreadsheets	Lists, Charts, Graphs
<i>Google Slides</i>	Presentations	Oral Report, Presentation
<i>Google Forms</i>	Forms	Surveys, Quizzes, Information Gathering
<i>Google Drawing</i>	Shapes, charts, diagrams	Mind maps, charts, graphic art/design

2. Work with files stored in Drive.



3. Share your files and folders by clicking Share  and then choose what collaborators can do.

4. Add shared files to My Drive.



Note: When you move a shared file to My Drive, it only moves the file in your view, not in anyone else's

5. Access your files from any device.

Accessing the Clever Portal from a home computer/device

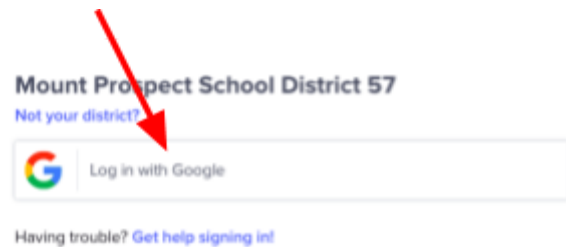
1. Go to the [Fairview](#) or [Lions](#) Student Resource page.



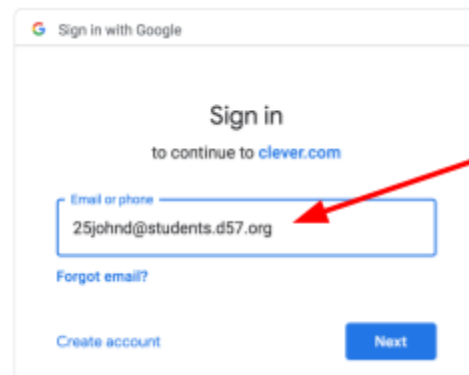
2. Select Clever.



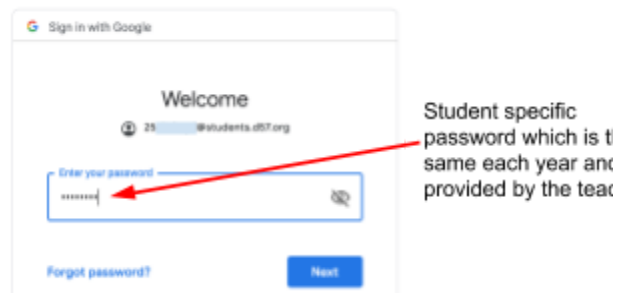
3. Select Log in with Google.



4. Enter the student username: ex: 25johnd@students.d57.org




5. Enter student password



Accessing IXL on a home computer/device

Fairview and Lions:

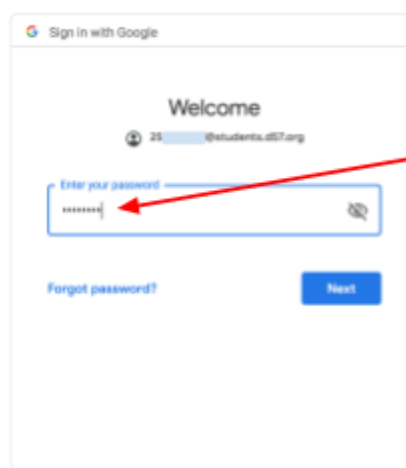
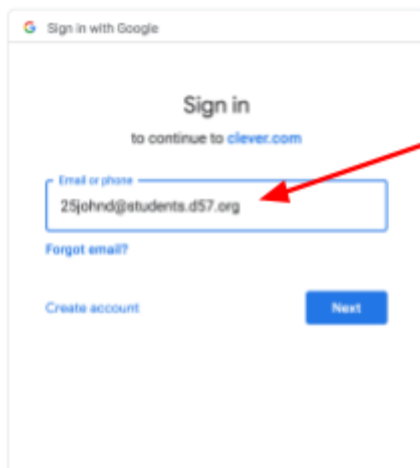
1. Go to the [Fairview](#) or [Lions](#) Student Resource page.
2. Select IXL.



3. Select Log in with Google.

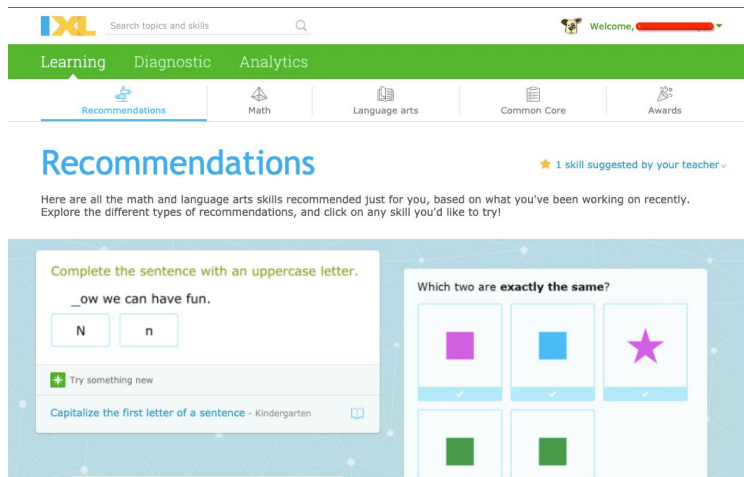


4. Enter the student username: ex. 25johnd@students.d57.org and password.



Student specific password which is the same each year and provided by the teacher.

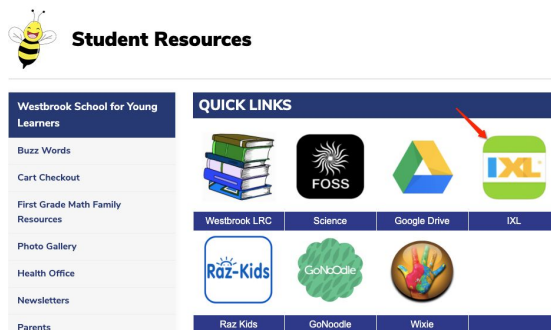
- Once you log in the Clever Portal will log your child into IXL.



Westbrook:

Kindergarten Instructions for Accessing IXL

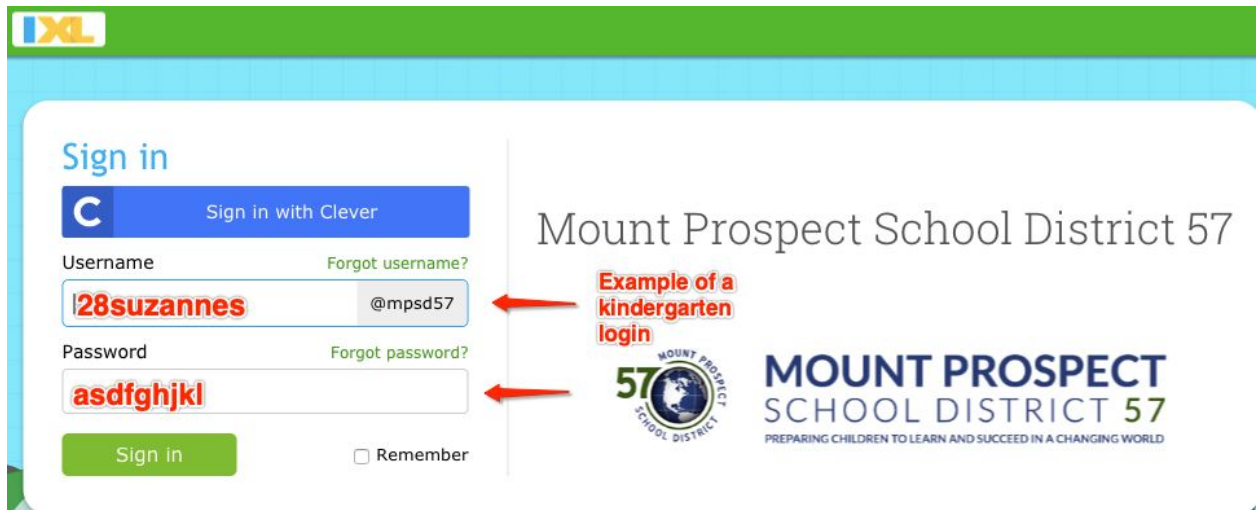
- Go to the [Westbrook Student Resources page](#) and click on IXL.



- Username is your child's Google login and password.

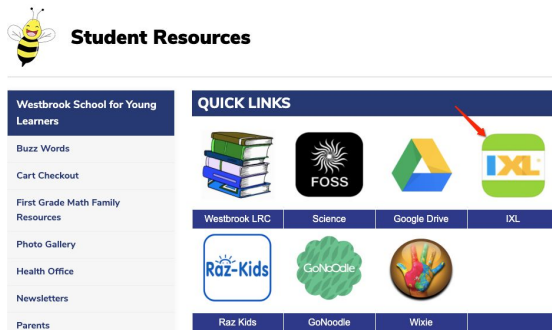
Username: 28firstnamefirstletteroflastname (ex: 28suzannes)

Password: **asdfghjkl**




First Grade Instructions for Accessing IXL

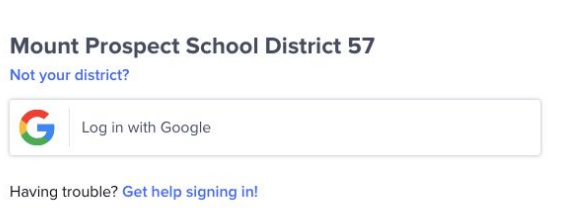
- Go to the [Westbrook Student Resources page](#) and click on IXL.



- Select Sign in with Clever.

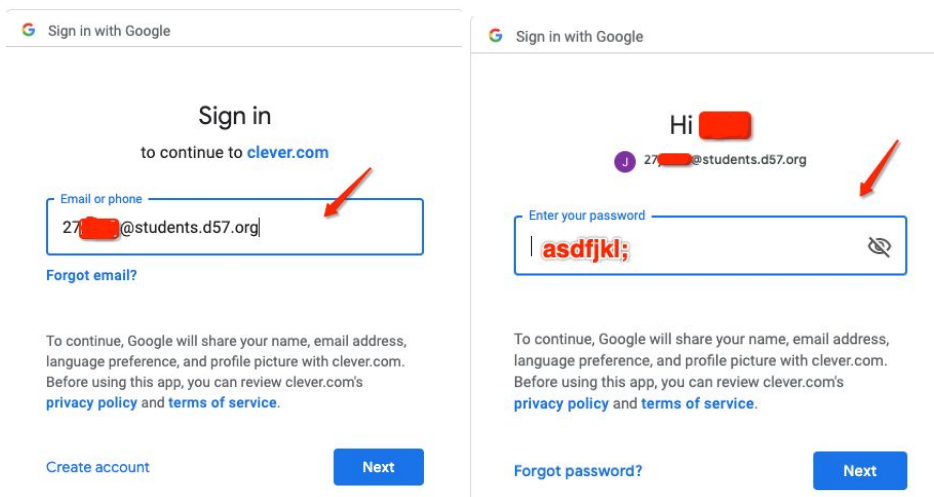


3. Select Log in with Google.

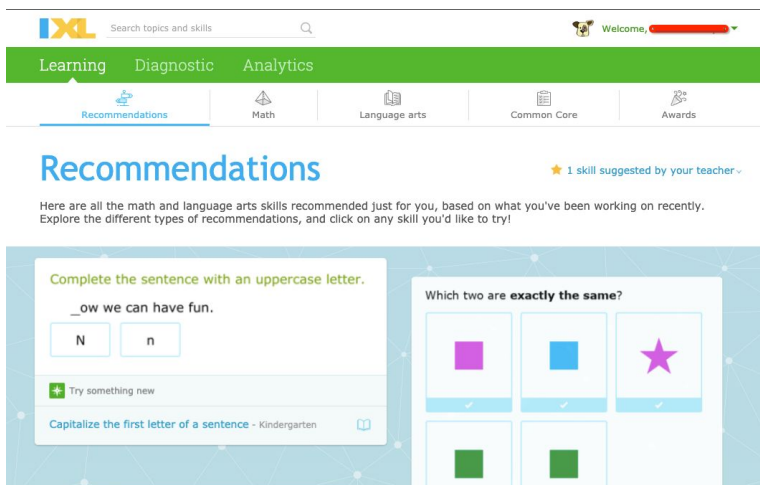


4. Enter the student username: ex. 27johnd@students.d57.org and password.

The password is **asdfjkl;**



5. Once you log in the Clever Portal will log your child into IXL:



Accessing IXL on an iPad/Tablet/Phone

1. Install the Clever app and the IXL app on your device



2. Open the Clever app.



3. Select Log in with username/password at the bottom of the screen. (Clever badges are not used.)

Log in with username/password

4. Type Mount Prospect School District under Search for your school.

Search for your school

Mount Prospect

6. Select Log in with Google.

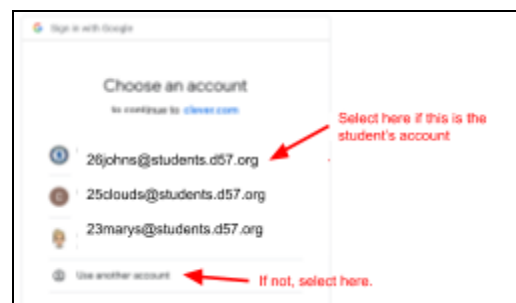
Mount Prospect School District 57

Not your district?

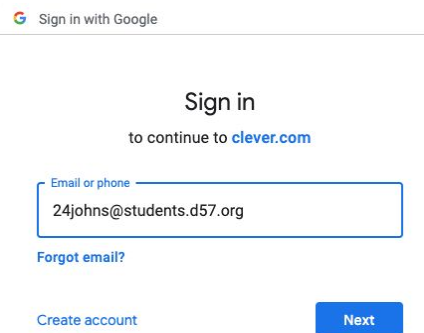
 Log in with Google

Having trouble? [Get help logging in!](#)

7. Select the student's account (then skip to step 9) or Select Use another account if the account is not listed.



8. Enter the student username: ex. **24johns@students.d57.org** and password. **The extension must be students.d57.org. No previous usernames will work or show the teacher the students progress.**

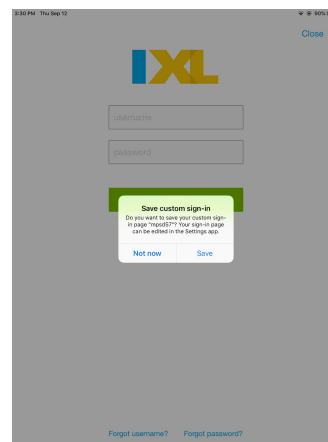


9. Select IXL from the Clever portal that opens.



10. The IXL app will open. It may ask to save your custom login. Allow it to save. The student will be logged in.

The IXL app will open. Be patient it takes 30 seconds for it to sync. The app will open to the last saved log in.

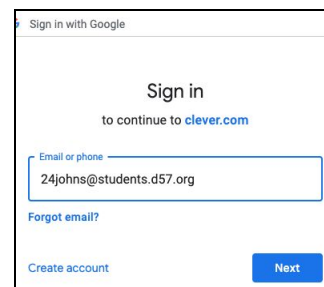
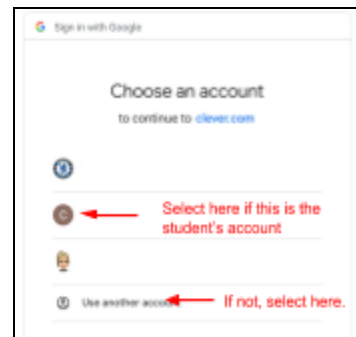
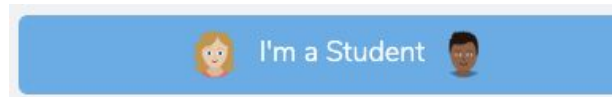


Please note: The last sign in will save in the IXL app. If the IXL app closes or signs the student out when you return to the IXL app select Sign in. Select Sign in with Clever.

Accessing Seesaw on a Computer at Home

1. Go to **Student Resources** and click Seesaw
or
Go to web.seesaw.me directly
2. Click **Log In**
3. Click **I am a Student**
4. Click **Sign In with Google**
5. Select the student's account (then skip to step 9)
or
Select **Use Another Account** if the account is not listed.

Please note a parent email will **NOT work.**
6. Enter the student username and password
example: **24johns@students.d57.org**
The domain must be **@students.d57.org**

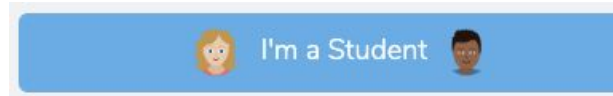


Accessing Seesaw on an iPad/Tablet

1. Download **Seesaw app**



2. Click **I am a Student**



3. Click **Google/Email Sign In**



4. Click **Sign in with Google**

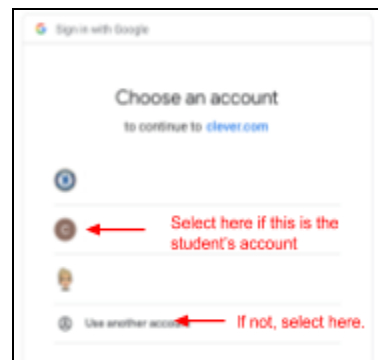


5. Select the student's account (then skip to step 9)

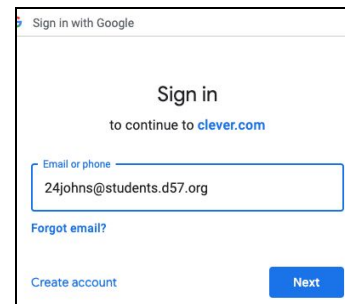
or

Select **Use Another Account** if the account is not listed.

****Please note a parent email will NOT work.****




6. Enter the student username and password
example: **24johns@students.d57.org**
The domain must be **@students.d57.org**



Accessing XtraMath from a home computer/device

1. Go to the [Fairview](#) or [Lions](#) Student Resource page.
2. Select Clever.



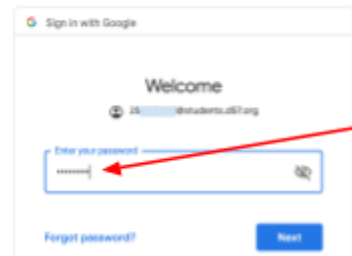
3. Select Log in with Google.



4. Enter the student username: ex:
25johnd@students.d57.org



5. Enter student password



Student specific password which is the same each year and provided by the teacher.

6. Select your teacher's page.

Teacher Pages



A. Chapman's Page

7. Select XtraMath



XtraMath

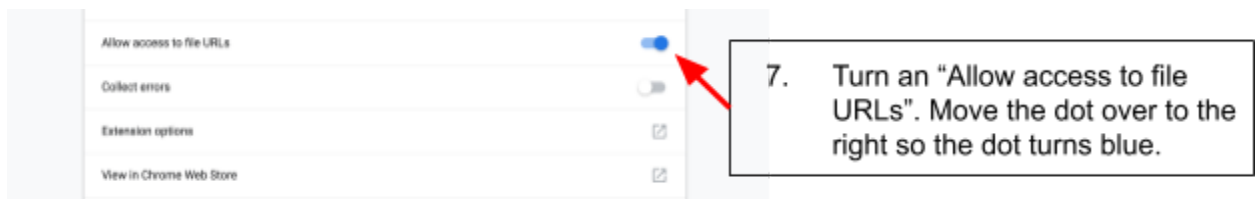
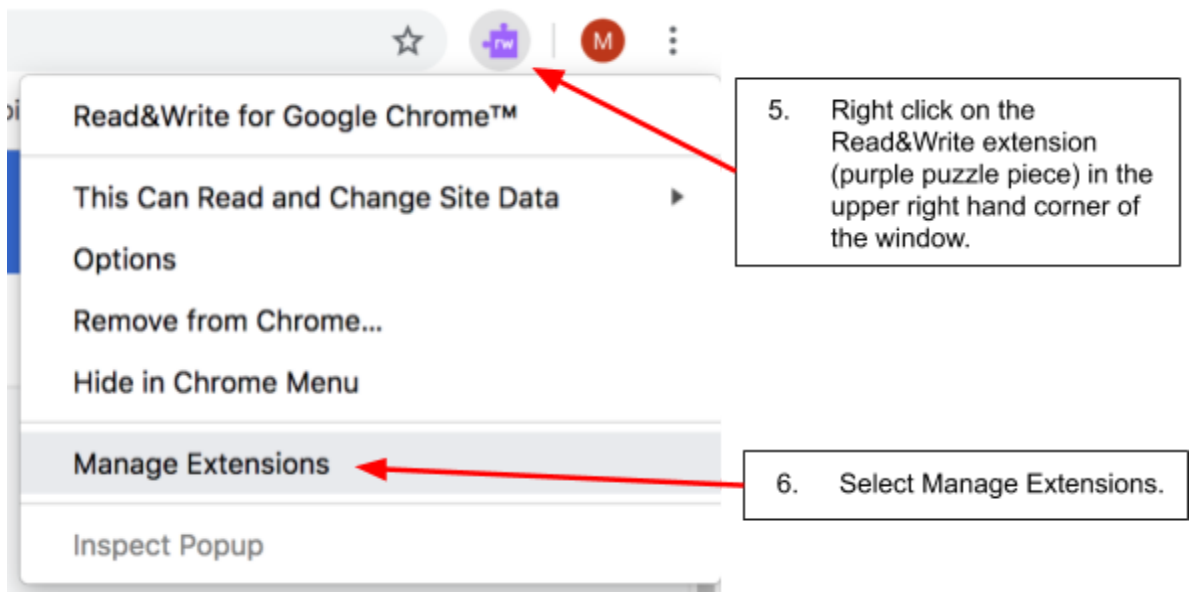
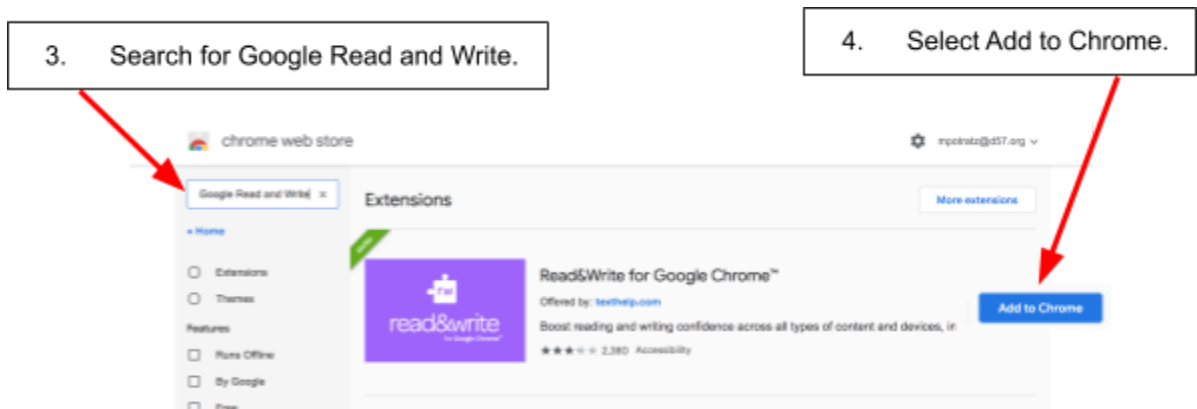
How to Videos

Your student can find [How to Videos Here](#) including (including Navigating Apps and Extensions, Creating/Deleting/Organizing Bookmarks, Google Docs Formatting, Google Drive Settings and more)

Installing Google Read and Write at Home

See how Google Read and Write can help your student: [Google Read and Write Explanation Video](#)

1. Open Chrome on your home computer. The student should sign into their school Google account.
2. Go to the Chrome Web Store: <https://chrome.google.com/webstore/category/extensions>



8. Refresh your browser.

Student Resource/Start Page

The Student Resource/Start Page on the school websites is a one-stop-shop for all technology resources used by students. Each building has their own Student Resource/Start Page. You will see differences based on grade level of the building but also many similarities in applications and sites we use as a whole District. All students are familiar with their Resource/Start page. The following links will bring you to each of the Student Resource pages:

[Westbrook Student Resource Page](#)

[Fairview Student Resource Page](#)

[Lions Park Student Resource Page](#)

[Lincoln Student Start Page](#)

General Troubleshooting Tips



Allowing Blocked Pop Ups

Some sites use Pop Up windows to take you to a different part of their site. If the pop up is blocked it will not show. Use the directions below to allow the blocked pop up.

[Google Support for Allowing Blocked Pop Ups](#)

Allow Adobe Flash for a Specific Site

Getting a Adobe Flash error. You can allow Adobe Flash for a specific site.

1. In the website you are receiving the Adobe Flash error go to the left of the web address.
2. Click the icon you see: Lock  , or Info  .
3. Click Site settings.
4. Scroll down to Flash.
5. Select the down arrow on the right hand side and select Allow.



6. Your changes will automatically save.

Basic Troubleshooting Steps Presentation

[Basic Troubleshooting Steps Presentation Link](#)

Chromebooks 1:1 (i.e. devices that go home)

Connecting a home printer

[Google Support for connecting a home printer to a chromebook.](#)

Connecting to home wi-fi

[Google Support for connecting a chromebook to a home wi-fi.](#)

Using the Chromebook Offline

[Google Support for using a chromebook offline.](#)

1:1 Troubleshoot Tips

Two quick easy tips:

1. Turn the Chromebook off and on again, using the power button.
2. Refresh the Chromebook by holding down the Refresh button + Power button.



See [General Troubleshooting Tips](#) for all other Google Drive/Chrome based troubleshooting tips.

Questions?

Who does my student contact with questions about how to use a Chromebook or online resources?

Please have them contact their teacher or the school technology coach. For Lincoln, contact Ms Sassatelli. For Fairview or Lions Park, contact Miss Patla.

Still no luck troubleshooting your 1:1 chromebook?

Your student should bring their Chromebook to the Building Technology Assistant in the LRC. They will troubleshoot and repair the Chromebook. A spare Chromebook will be issued to the student during repairs if necessary.



Parent Academy


Mark your calendars!

Join the District 57 technology coaches for an informational session designed especially for parents/guardians.

Tuesday, February 11

6:30-7:30pm

Fairview Multipurpose Room



Learning with Technology:

Supporting Education
at Home

© 2018 Common Sense Media. All rights reserved.

www.common sense.org

PEPS Meeting

Anxiety

Last year, Rogers Behavior Health presented on anxiety in children and how to support them at home. Based on the positive response, we are bringing back the presentation, which will be led by Mary McClafferty and Meg Reuland. We hope to see you there!



When

Tuesday, Jan. 21st, 6:30-8pm

Where

300 North Fairview Avenue Mount Prospect, IL



[Get Directions](#)

First Name

Last Name

Email Address

[Attend \(RSVP\)](#)



What is PEPS?

 Facebook

PEPS (Partnering with Educators and Parents to Support student needs) is a networking group for parents of children with special needs in any of the District 57 schools. At our meetings we will support each other by sharing our experiences, discussing topics of interest and addressing questions and concerns. We will gather information from other parents and/or professionals so that we can better support our children in their education and community.

 <http://www.d57.org/StudentSer...>

For questions and support contact:

Sara Tyburski styburski@d57.org

Shelley Kolasa shelleykolasa@gmail.com

Chris Pellizzeri chris.pellizzeri@gmail.com

Melissa Umali mumali9@gmail.com

Zina Bhaia zina.ibrahim1@gmail.com



WESTBROOK SCHOOL FOR YOUNG LEARNERS

103 South Busse Road | Mount Prospect, IL 60056
P: 847.394.7340 | F: 847.394.7349 | www.d57.org

Westbrook Kindergarten Enrollment for 2020-21

Students must be 5-years-old on or by September 1, 2020.

Registering your child for kindergarten includes the following steps:

1. **Online Pre-Enrollment:** This will begin on January 6, 2020. Parents need to complete this step online *before completing Step 2*. Parents provide basic information and schedule a kindergarten screening appointment*. Click [here](#) to begin the process, or go to our district website www.d57.org and click on Westbrook School for more enrollment information.

**Kindergarten Screening:* All new kindergarteners complete a brief screening to help inform placement decisions. This year, screenings will be held on Monday, April 6 and Monday, April 13. Parents will be able to schedule their child's screening appointment online during Step 1.

2. **In-Person Enrollment:** Choose one of the following dates to come to Westbrook School (enter Door #1) to establish residency:

**Friday, February 14, 2020 between the hours of 8:00 AM-3:00 PM - or -
Tuesday, February 18, 2020 between the hours of 4:30 PM-6:30 PM**

You must bring the following documents with you to establish residency:

- A. The child's original birth certificate
- B. Either a copy of a current lease, a monthly mortgage statement, or a current tax bill
- C. Two different current utility bills for two consecutive recent months (This is a total of 4 bills.)

AM/PM requests will be made at this time, however, no priority is given to early enrollment. Placement decisions will be shared in the spring.

3. **Online Registration:** *This is the final step of the enrollment process and occurs online in the spring.* After Steps 1 and 2 are complete, parents will receive a link for updating information and paying necessary fees. This includes curriculum fees, as well as bus transportation fees and Kids' Corner Childcare fees (if applicable).

Please call the Westbrook School office (847) 394-7340 if you have any questions.



WESTBROOK SCHOOL FOR YOUNG LEARNERS

103 South Busse Road | Mount Prospect, IL 60056
 P: 847.394.7340 | F: 847.394.7349 | www.d57.org

Circle of Friends Preschool Enrollment 2020/21

Program Information:

Circle of Friends provides a naturalistic early childhood environment that is rich in language and literacy experiences where children are active learners. Our program includes children with and without special needs in a developmentally appropriate preschool class. Students currently enrolled in the program will be guaranteed enrollment for next year. Our AM and PM sessions will include children ages 3 to 5.

Enrollment and Residency Information:

Please note: Only residents of District 57 will be accepted into the program. An application is complete when the following documents are filled out in our office: application form, Home Language Survey, Race and Ethnicity form. **Transportation is not available by the district for tuition students.** We also need to verify residency with the following documents:

Please provide one of the following:	<u>Also, provide two of the following (Total of 4 bills):</u>
<ul style="list-style-type: none"> ● Current lease document ● Current mortgage statement ● Current tax bill ● Letter of residence 	<ul style="list-style-type: none"> ● Electric bill (current and previous month) ● Water bill (current and previous month) ● Telephone bill (current and previous month) ● Cable bill (current and previous month) ● Other bill (current and previous month)

In addition to residency paperwork, the following is required to complete the enrollment process:

- Original Birth Certificate (We will copy and return.)
- \$100 Enrollment Fee (Checks made payable to MPSD 57.)

Enrollment Dates for 2020/21 School Year: Please come to the Westbrook office on *one* of the following dates:

Wednesday, January 29 Thursday, January 30 Friday, January 31
 Between the hours of 9:30a.m. until 3:00p.m.

Due to limited spots, placement will be determined using a lottery system. *No priority is given to early enrollment.* Consideration will be given to AM/PM requests; however, we do not guarantee families will receive their first preference.

All families will be notified by Wednesday, February 5th of the results of the lottery. Parents/Guardians of children not selected in the lottery may choose to put their child on a waiting list. Written verification will follow to all applicants.

Please call the Westbrook Front Office (847) 394-7340 if you have any questions.

Preparing children to learn and succeed in a changing world



Off School Special – Monday, January 20

All children welcomed between Kindergarten – 5th Grade

AM: Shoe Mix Game, Winter themed craft & activities

PM: CCC Inline Roller Skating (children may bring their own roller skates if they have them)

****Please pack your child a lunch/beverage. Must wear socks & gym shoes!****

- Located in the RecPlex Kids Klub Room, 420 West Dempster, Mt. Prospect
- Hours of operation 7:00 AM - 6:00 PM
- Drop off from 7:00 AM - 9:00 AM, pick up from 3:30 PM - 6:00 PM
- There is a \$1.00 cash late fee for every minute after 6:00 PM that you are late.
- Rate: \$40/child
- **Must Register by Wednesday, January 15** (if program spots are still available)

If you would like your child(ren) to participate in this program, please register at one of the MPPD facilities or online through the WEBSTORE.

OFF SCHOOL SPECIAL PROGRAM #38165



ADMINISTRATION BUILDING

701 West Gregory Street - Mount Prospect, Illinois 60056
P (847) 394-7300 | F (847) 394-7311 | www.d57.org

The District 57 Administration Office is pleased to present this information about upcoming events and news from local organizations that serve our community's children.

Explore the Mount Prospect Public Library

Programs and activities for kids of all ages including Storytime, Crafts, Games, Super Saturday, 3-D Printing and STEAM. More info, go to <https://mppl.evanced.info/signup/>

Prospect Color Guard Clinics for 8th Graders

Color guard is the dance/flag section of the marching band. Clinics for next year's guard are 1/18 and 2/1 from 12-4pm. Auditions 2/8. More info, <http://www.prospectband.com/color-guard/>

Extreme Afternoons an After School Program at the Y

The Y after school program has snack, homework help, arts and more. Come climb, swim, use our MakerLab, and play in the gym. Go to, <https://www.ymcachicago.org/lattof/programs/school-age>

Art Lovers, Come Join Us!

High Quality, affordable studio art lessons for ages 5-adult. Both ongoing classes and one-time workshops. Visit our website www.helloartstudio.com

Mother Son Knight Out – February 1, 2020 – Prospect High School

For moms/grandmas and their favorite young men (3-10). Games, music, snacks. Tickets \$25/mom, \$30 at door. Boys FREE! <https://form.jotform.com/93163890124154>

WINTER 2020 GREEN WHITE TOPSOCCER – Buddy Soccer Program

Soccer program for kids with cognitive or physical disabilities. Players paired up with a buddy. All abilities welcome! Visit www.greenwhitesoccer.org/topsoccer for info.

Prospect High School Daddy Daughter Dance – Saturday, February 22, 2020

Prospect High School Daddy Daughter Dance – Saturday, February 22, 2020, 7-9pm. Join us for a FUN evening with Dad! More info, go to <https://www.phsfinearts.com/choir>

Prospect High School Girls Volleyball Clinic March 1st

Prospect Girls Volleyball Clinic March 1st 9-11 am. Contact laura.gerber@d214.org for registration. \$30 includes t-shirt.

Illinois Fencers Club

Our youth program provides fencing instruction that teaches self-discipline and sportsmanship in epee, foil, and sabre. More info, go to <http://ifcfencing.org>

January 10, 2020